

**REDE JORNAL**  
**CONTÁBIL** RELATÓRIO FE  
A Maior Rede de Comunicação Contábil do Brasil




## VISITAS

Mensal

VISITAS TOTAIS  
1.287.941

VISITANTES ÚNICOS  
937.853





# PAGEVIEWS

Diário



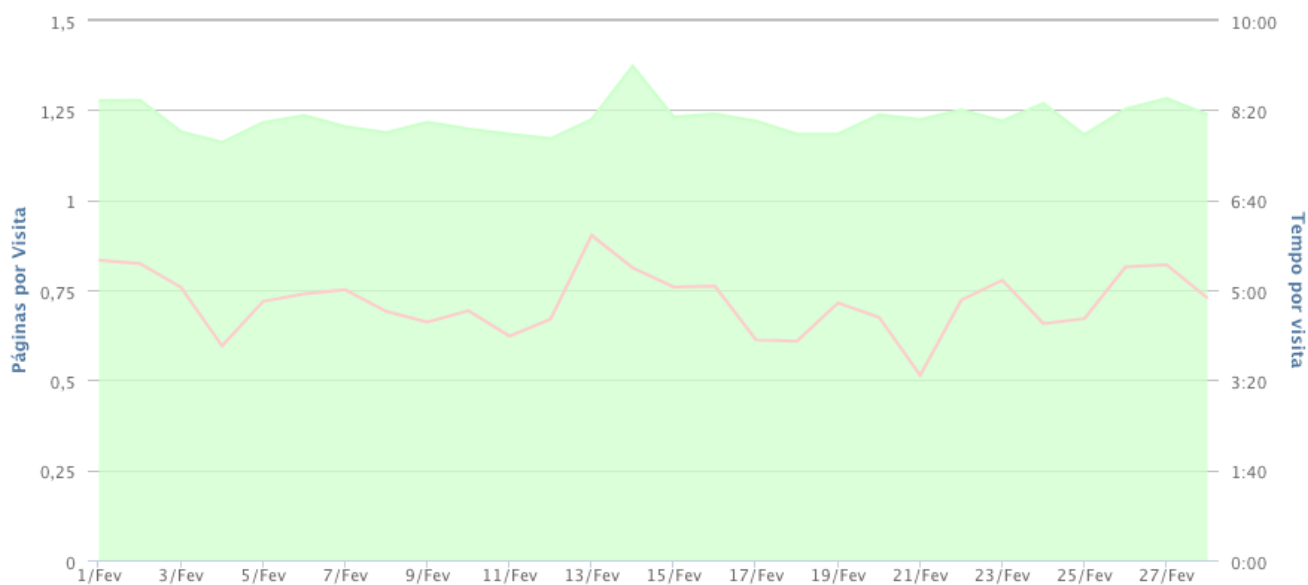


# DURAÇÃO MÉDIA DA VISITA

Diário

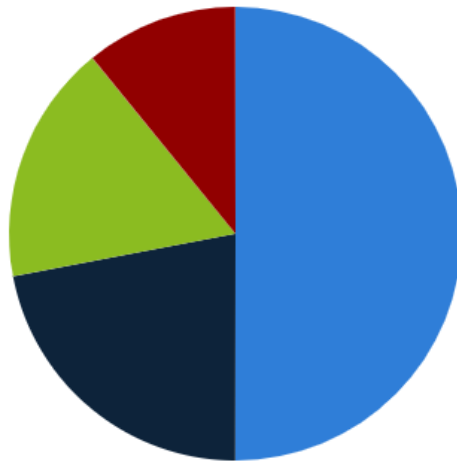
PÁGINAS POR VISITA  
1,22

TEMPO POR VISITA  
00:04:48





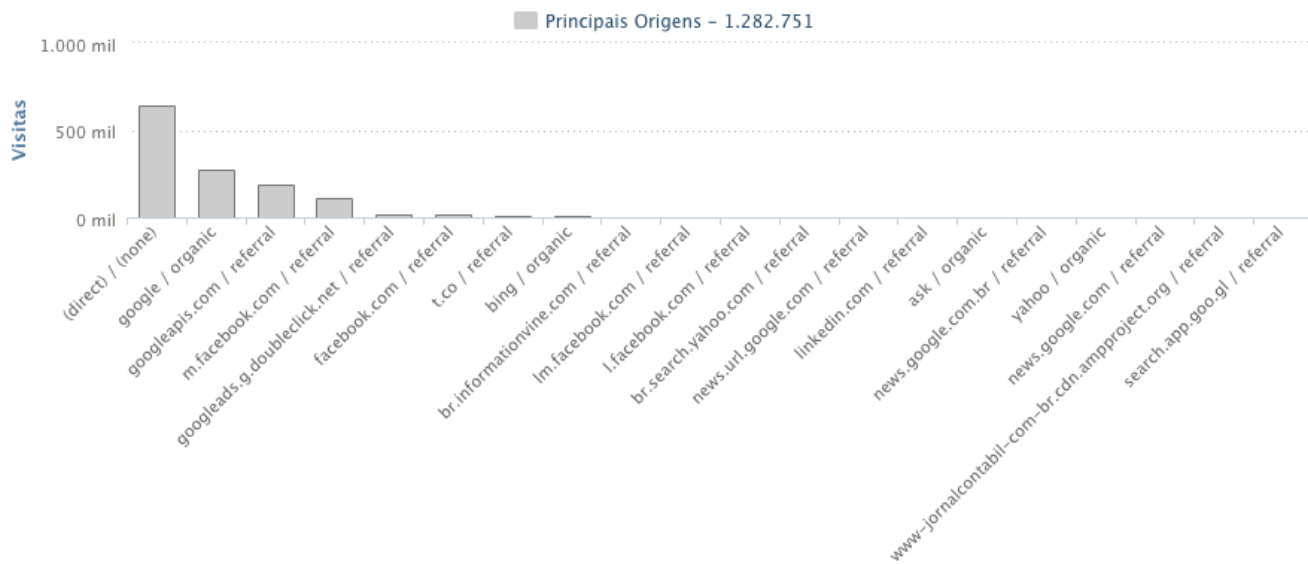
## FONTES DE TRÁFEGO



Outros - 65 (0,01%) translation missing: pt.graphs.analytics\_fonte.labels.Email - 221 (0,02%) Canais Sociais - 139.955 (10,87%)  
Tráfego de referência - 220.451 (17,12%) Busca Orgânica - 283.122 (21,98%) Tráfego direto - 644.127 (50,01%)



# ORIGENS

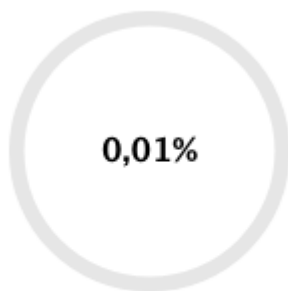




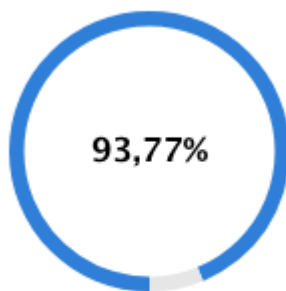
# SOCIAL

VISITAS TOTAIS  
1.287.941

VISITAS COM ORIGEM EM REDES SOCIAIS  
139.955



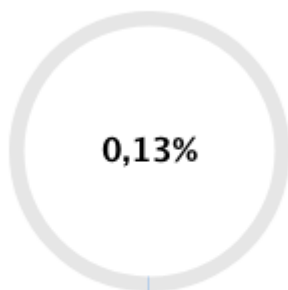
Blogger



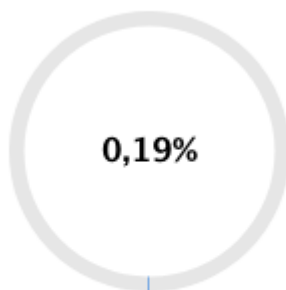
Facebook



Facebook Apps



Google+





Instagram



# PAÍS/REGIÃO

## OS 5 MAIORES

 <b>Brazil</b> <b>1.276.875 visitas (99,14%)</b>			
State of Sao Paulo	429.786 visitas 33,66%	State of Rio de Janeiro	149.096 visitas 11,68%
State of Minas Gerais	125.456 visitas 9,83%	State of Parana	78.111 visitas 6,12%
State of Rio Grande do Sul	74.649 visitas 5,85%	State of Bahia	58.073 visitas 4,55%
State of Santa Catarina	47.983 visitas 3,76%	State of Ceara	43.611 visitas 3,42%
State of Goias	35.815 visitas 2,80%	State of Pernambuco	34.760 visitas 2,72%
Federal District	31.581 visitas 2,47%	State of Espirito Santo	20.605 visitas 1,61%
State of Para	19.685 visitas 1,54%	State of Amazonas	17.907 visitas 1,40%
State of Mato Grosso	16.433 visitas 1,29%	State of Paraiba	13.635 visitas 1,07%
State of Mato Grosso do Sul	13.084 visitas 1,02%	State of Rio Grande do Norte	12.530 visitas 0,98%
State of Maranhao	12.443 visitas 0,97%	State of Alagoas	9.717 visitas 0,76%
State of Sergipe	8.104 visitas 0,63%	State of Piau	7.473 visitas 0,59%
State of Rondonia	7.108 visitas 0,56%	State of Tocantins	4.500 visitas 0,35%
State of Amapa	1.785 visitas 0,14%	State of Acre	1.470 visitas 0,12%
State of Roraima	1.195 visitas 0,09%	(not set)	280 visitas 0,02%
 <b>United States</b> <b>4.465 visitas (0,35%)</b>			
(not set)	1.814 visitas 40,63%	Florida	394 visitas 8,82%
Massachusetts	361 visitas 8,09%	California	285 visitas 6,38%
Virginia	255 visitas 5,71%	New York	218 visitas 4,88%
Kansas	191 visitas 4,28%	New Jersey	147 visitas 3,29%
Texas	117 visitas 2,62%	Georgia	90 visitas 2,02%
Michigan	66 visitas 1,48%	Illinois	54 visitas 1,21%
Minnesota	53 visitas 1,19%	Ohio	52 visitas 1,16%
Pennsylvania	47 visitas 1,05%	North Carolina	43 visitas 0,96%

Nevada	29 visitas 0,65%	Connecticut	26 visitas 0,58%
Arizona	21 visitas 0,47%	Washington	20 visitas 0,45%
South Carolina	17 visitas 0,38%	Maryland	15 visitas 0,34%
Tennessee	13 visitas 0,29%	Missouri	13 visitas 0,29%
District of Columbia	13 visitas 0,29%	Arkansas	13 visitas 0,29%
Indiana	12 visitas 0,27%	Wisconsin	11 visitas 0,25%
Louisiana	10 visitas 0,22%	Delaware	9 visitas 0,20%
Utah	7 visitas 0,16%	Kentucky	7 visitas 0,16%
Colorado	7 visitas 0,16%	Iowa	6 visitas 0,13%
Alabama	6 visitas 0,13%	New Hampshire	5 visitas 0,11%
Oklahoma	4 visitas 0,09%	Oregon	3 visitas 0,07%
Rhode Island	2 visitas 0,04%	Idaho	2 visitas 0,04%
Hawaii	2 visitas 0,04%	Alaska	2 visitas 0,04%
North Dakota	1 visitas 0,02%	Nebraska	1 visitas 0,02%
Mississippi	1 visitas 0,02%		



**(not set)**  
**1.101 visitas (0,09%)**

(not set)

1.101 visitas 100,00%



**Portugal**  
**1.089 visitas (0,08%)**

Lisbon	392 visitas 36,00%	Porto District	257 visitas 23,60%
Braga	91 visitas 8,36%	Setubal	60 visitas 5,51%
Aveiro District	44 visitas 4,04%	Leiria District	40 visitas 3,67%
Faro District	35 visitas 3,21%	Coimbra District	29 visitas 2,66%
Viseu District	22 visitas 2,02%	Vila Real District	19 visitas 1,74%
Madeira	18 visitas 1,65%	Santarem District	17 visitas 1,56%
Viana do Castelo District	14 visitas 1,29%	Evora District	12 visitas 1,10%
Castelo Branco District	12 visitas 1,10%	Portalegre District	11 visitas 1,01%
Azores	6 visitas 0,55%	Beja District	5 visitas 0,46%
Braganca District	3 visitas 0,28%	Guarda District	2 visitas 0,18%



**Peru**  
**672 visitas (0,05%)**

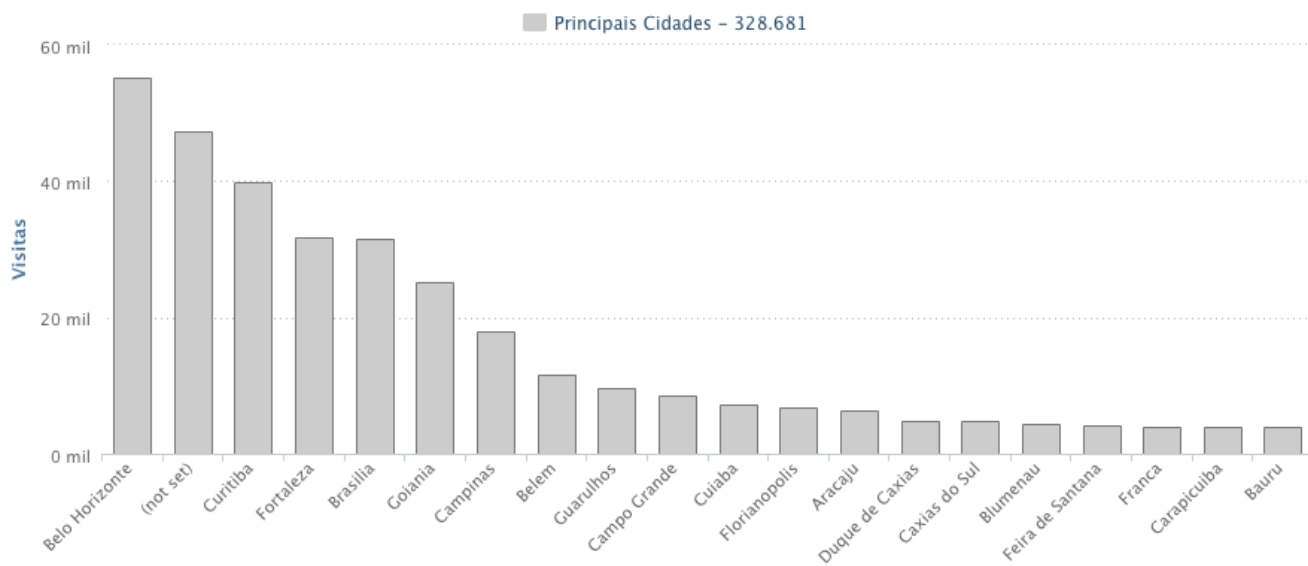
(not set)	651 visitas 96,88%	Lima Region	10 visitas 1,49%
Arequipa	3 visitas 0,45%	Cusco	2 visitas 0,30%
Piura	1 visitas 0,15%	Lambayeque	1 visitas 0,15%



Huanuco	1 visitas 0,15%	Huancavelica	1 visitas 0,15%
Callao Region	1 visitas 0,15%	Ayacucho	1 visitas 0,15%



# CIDADE





# TAXA DE REJEIÇÃO

Diário

TAXA DE REJEIÇÃO  
10,20%





# MELHORES STORIES

Mais Visualizadas

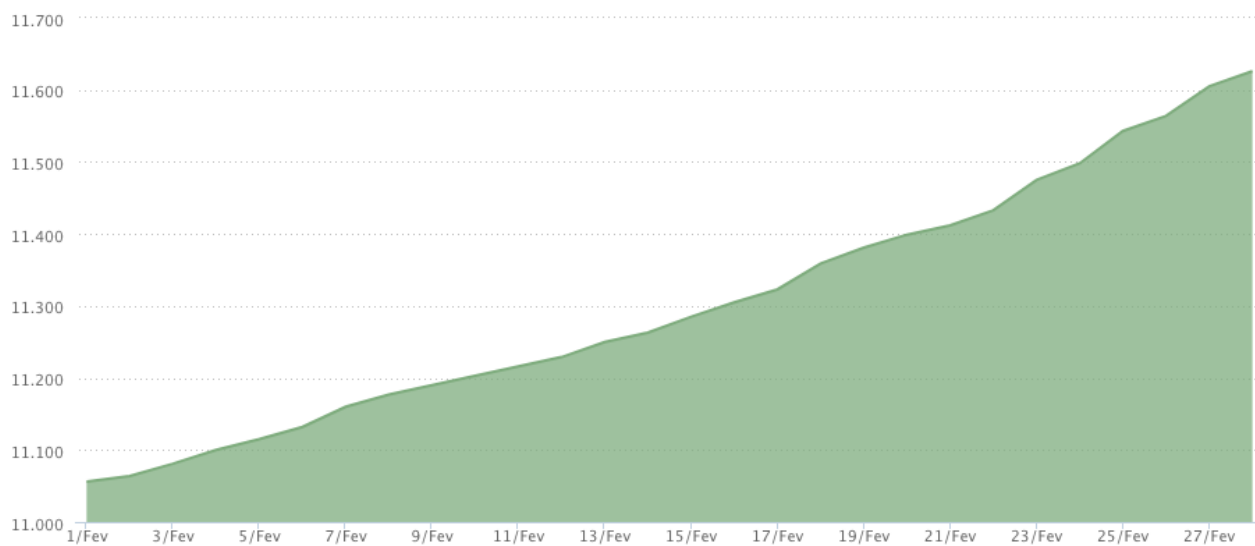
---

Nenhuma informação encontrada no período de 01/02/2018 até 28/02/2018



# SEGUIDORES

Diário





# STORIES POR HASHTAGS

**Mais Usadas**

---

Nenhuma informação encontrada no período de 01/02/2018 até 28/02/2018



# STORIES POR DIA E HORA

**Mais Visualizadas**

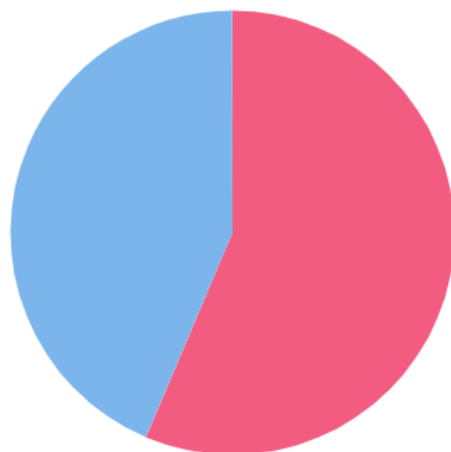
---

Nenhuma informação encontrada no período de 01/02/2018 até 28/02/2018



## PERFIL DOS SEGUIDORES

---

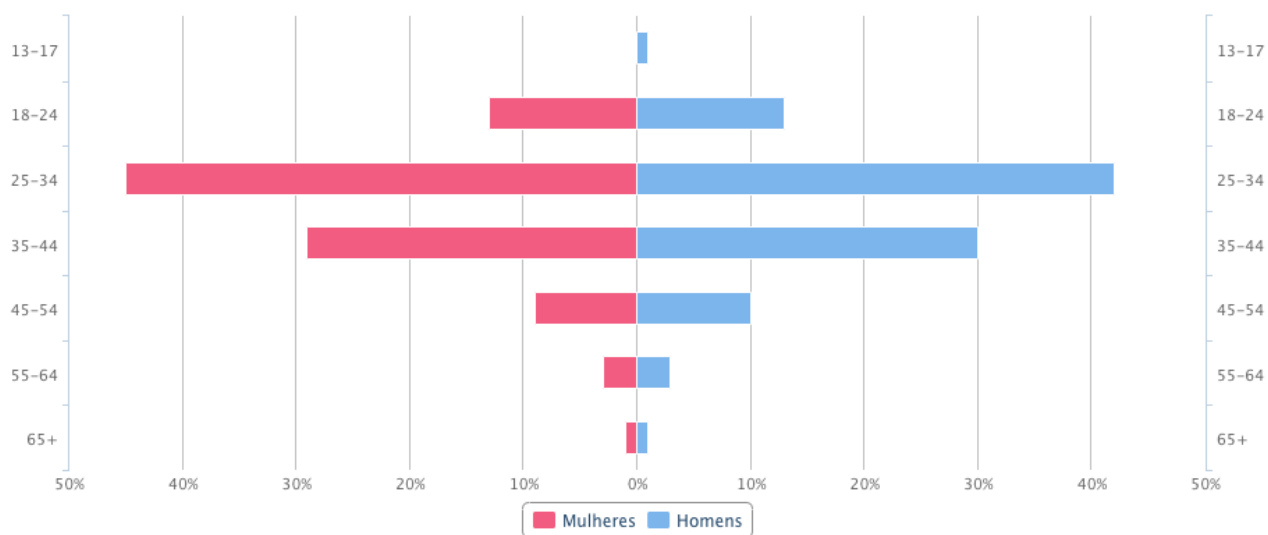


■ Homens - 5.046 (43,61%) ■ Mulheres - 6.524 (56,39%)



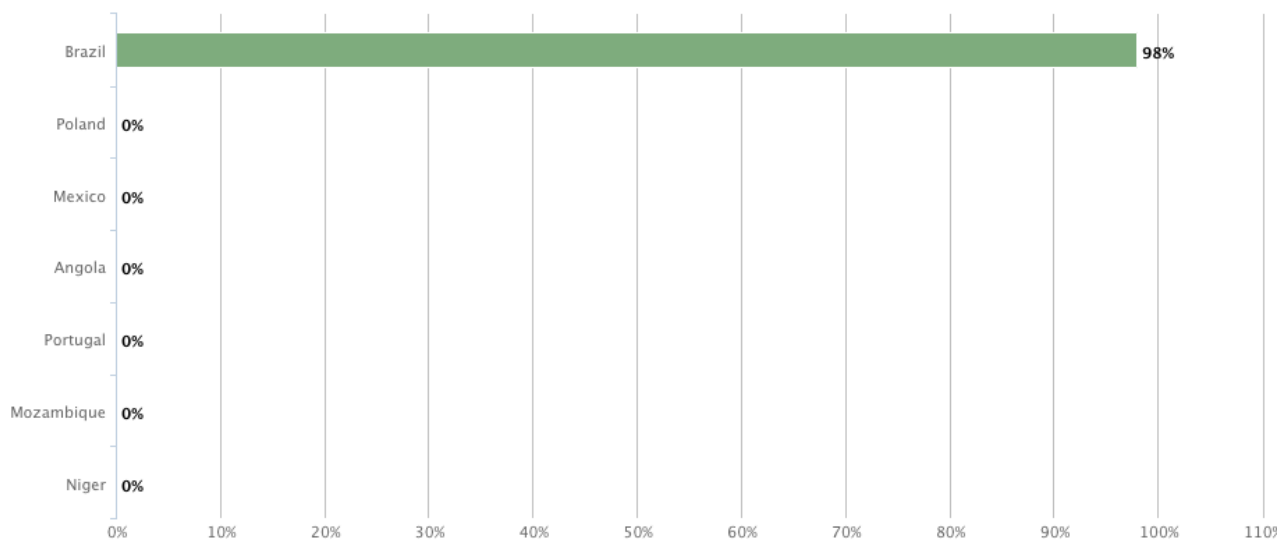


# FAIXA ETÁRIA



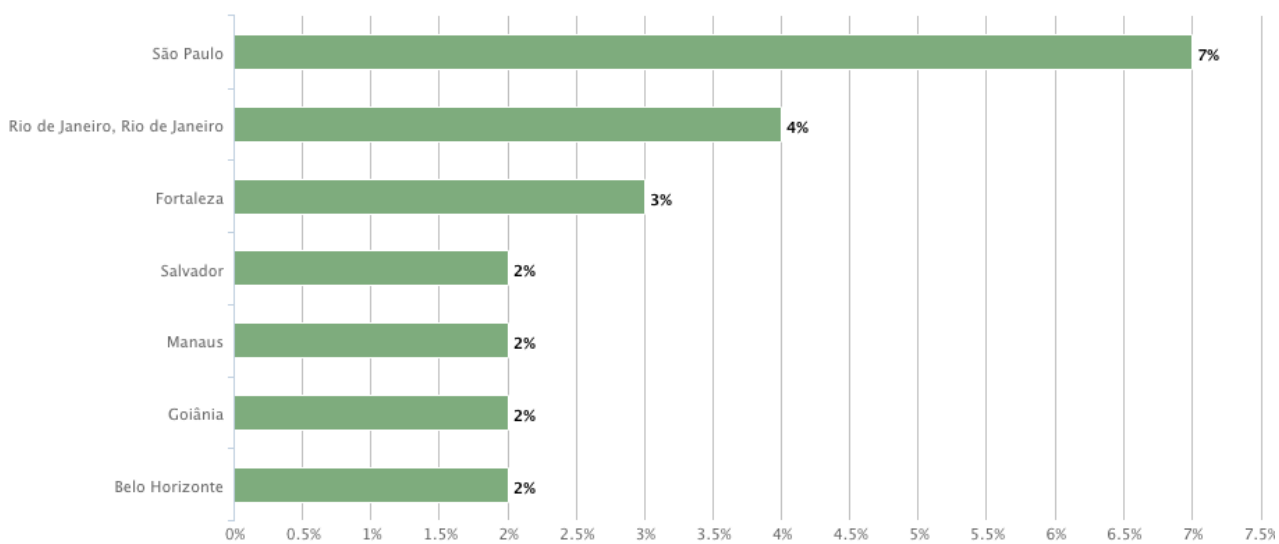


# SEGUIDORES POR PAÍS





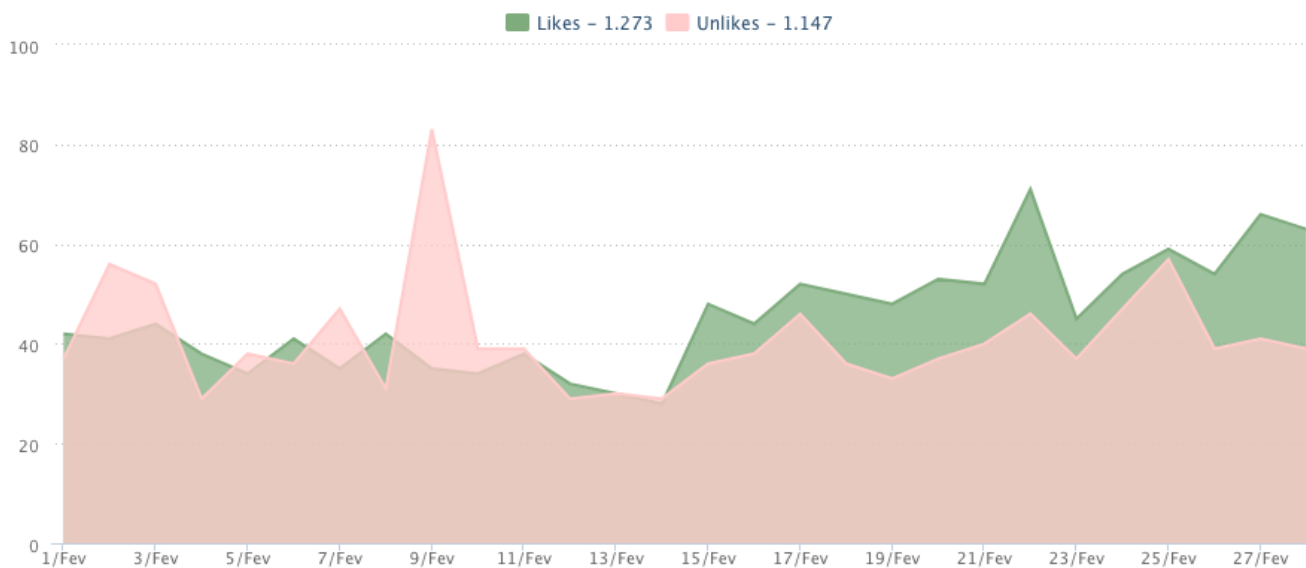
# SEGUIDORES POR CIDADE





# LIKES DA PÁGINA

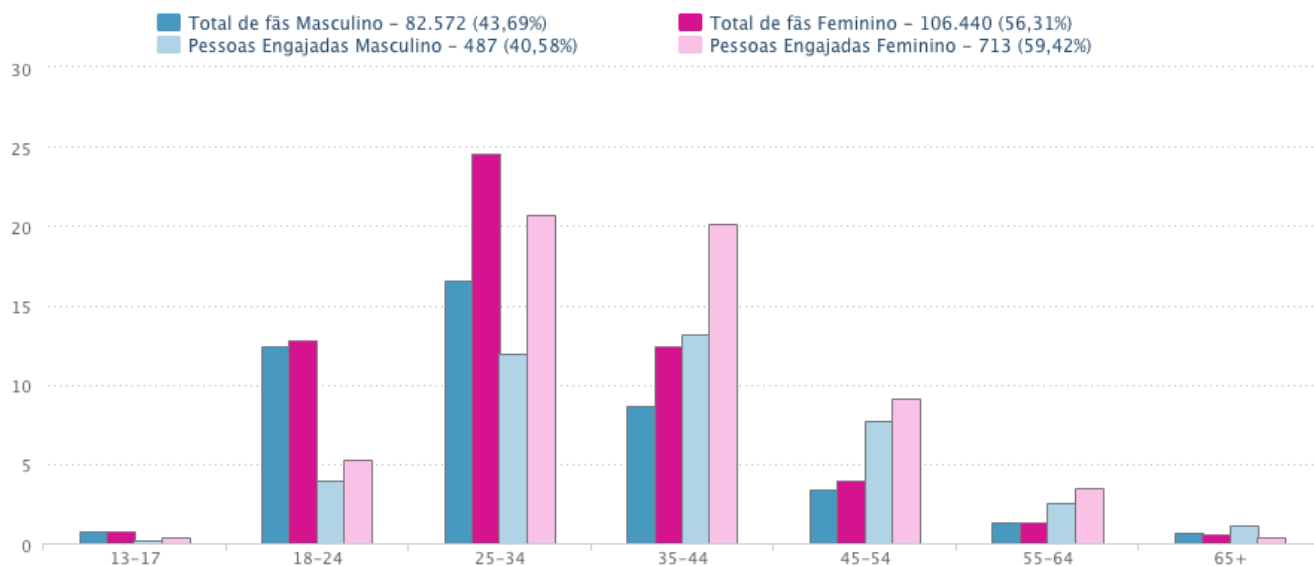
Diário





# PERFIL DOS FÃS

Diário



TOTAL DE FÃS QUE NÃO DEFINIRAM O SEXO

171

TOTAL DE PESSOAS ENGAJADAS QUE NÃO  
DEFINIRAM O SEXO

4.498



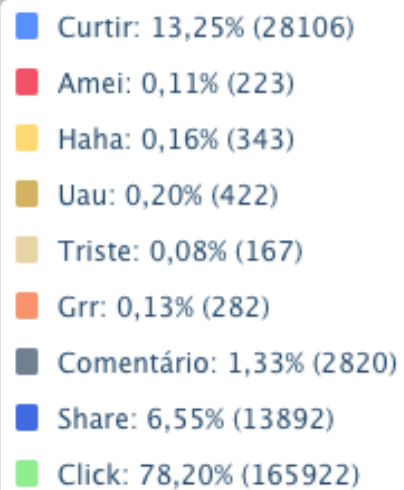
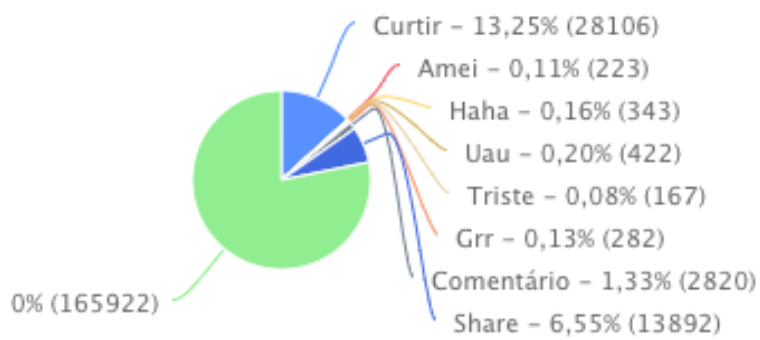
# CRESCIMENTO NO PERÍODO

Diário





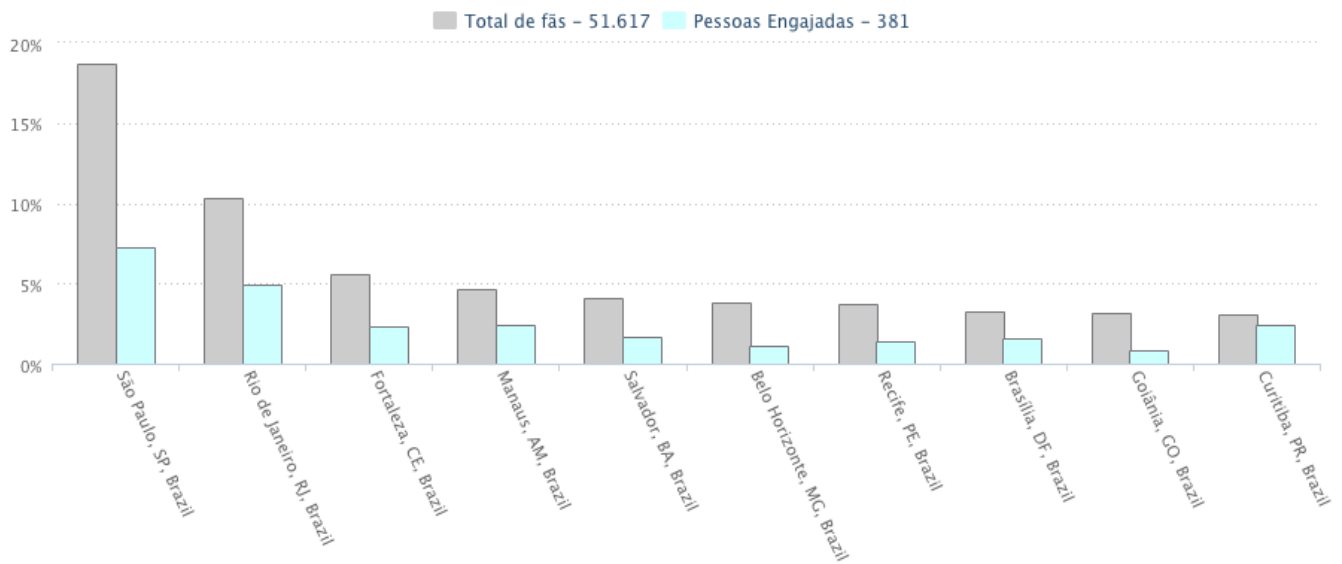
# INTERAÇÕES





# FÃS POR CIDADE

Diário







# CONCORRENTES



Contabilidade na TV

facebook/Contabilidade na TV



Portal Contábeis

facebook/Portal Contábeis



CRCSP - Conselho Regional de Contabilidade do Estado de São Paulo

facebook/CRCSP - Conselho Regional de Contabilidade do Estado de São Paulo

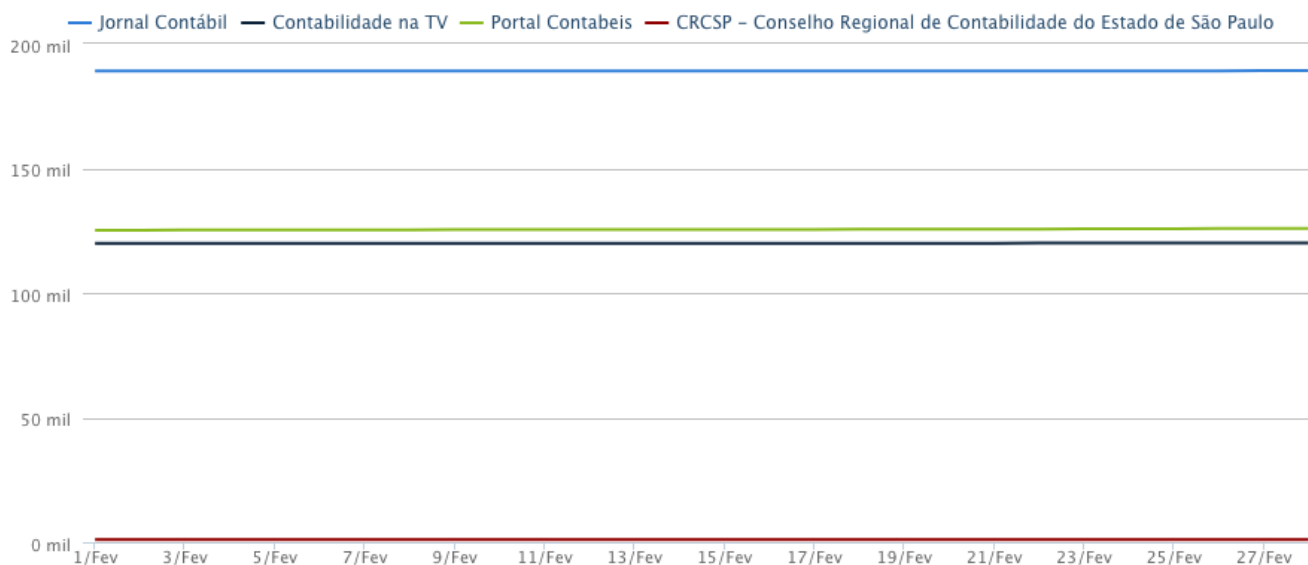


# COMPARAÇÃO DIRETA

Global

Diário

## Likes



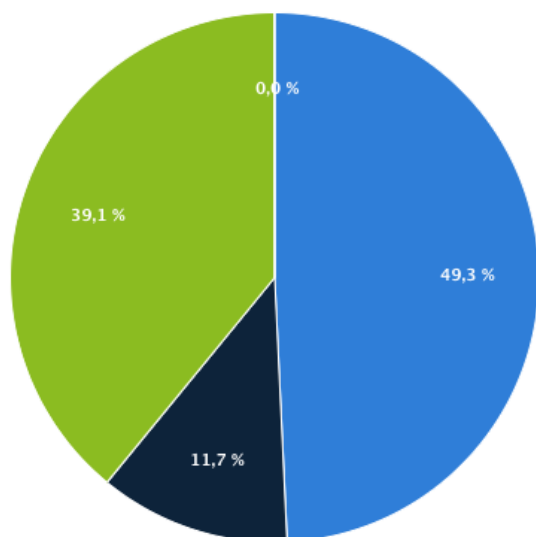


# SHARE OF ENGAGEMENT

Global

Diário

28/02/2018



- Jornal Contábil
- Contabilidade na TV
- Portal Contabeis
- CRCSP - Conselho Regional de Contabilidade do Estado de São Paulo